

# CONFEEDEER

## SHIPPING & CHARTERING

### ELYSEE



1425 TEU ICE CLASSED CONTAINER VESSEL



Open top container vessel with excellent stowage flexibility and a high service speed.  
 Builder: Sietas Werft. Type 178. Owner: JR Shipping BV.

#### MAIN PRINCIPALS

L.o.a.	168.00 m	Deadweight	± 16.950 tdw
L.p.p.	155.40 m	Tonnage	17.600 gt
Beam	26.80 m		8.500 nt
Depth	14.00 m	Service speed	19 kts
Draught	9.60 m		

#### CLASS REGULATIONS

Germanischer Lloyd ✕ 100 A5 E4, 'Containership', 'Open Top',  
 Solas II-2, Reg. 19, ✕ MC E4 AUT.  
 Dutch Shipping Inspectorate (NSI), Dutch flag.

#### MAIN PROPULSION EQUIPMENT

MAN B&W SL 58/64, 11.200 kW at 121.5 rpm.  
 IAPP certificate.

#### CONSUMPTION OF IF-380

Under normal conditions: ± 60,5 t/24 h at 19 kts service speed.  
 Harbour consumption auxiliary set plus boiler: ± 3/5 t/24 h.

#### TANK CAPACITIES (APPROX.)

Heavy fuel oil	1.380 t	Fresh water	135 t
Diesel oil	260 t	Water ballast	6.900 t

#### ADDITIONAL EQUIPMENT

Auxiliary diesel sets	3 x 920 kW
Emergency diesel set	1 x 180 kW
Shaft generator	2.000 kW
Bowthruster	900 kW
Sternthruster	750 kW
Rudder	Spade rudder
Propellor	CPP

#### CONTAINER CAPACITIES

1425 TEU.  
 3 Holds, 1 hatch.  
 Fitted with 40' and 45' cell guides in holds.  
 Breadths 2,438 m and 2,500 m in holds  
 2,438 m 2,500 m and 2.591 m on deck.  
 Suitable for 20', 30', 40' and 45' containers in holds  
 20', 30', 40' and 45' containers on deck.

#### REEFERS

300 pcs on deck and in holds incl. reefer monitoring system.

#### CONTAINER HEIGHTS

Holds 5 x 8'6" or 1 x 8'6" and 4 x 9'6"

#### STABILITY CONDITION

± 1.030 TEU à 14 t

#### CONTAINER POINT LOADS

Stack weight in front of deckhouse	20'	90/80 t
	40'	100 t
Stack weight on hatches	20'	70 t
	30'	80 t
	40'/45'	90 t
Stack weight in holds	20'	120 t
	30'	150 t
	40'/45'	240 t

#### HATCHES

Hold no 1 with one flap type hatch cover.

*All details are believed to be correct and subject to reconfirmation.*

# CONTAINER POSITIONS ELYSEE

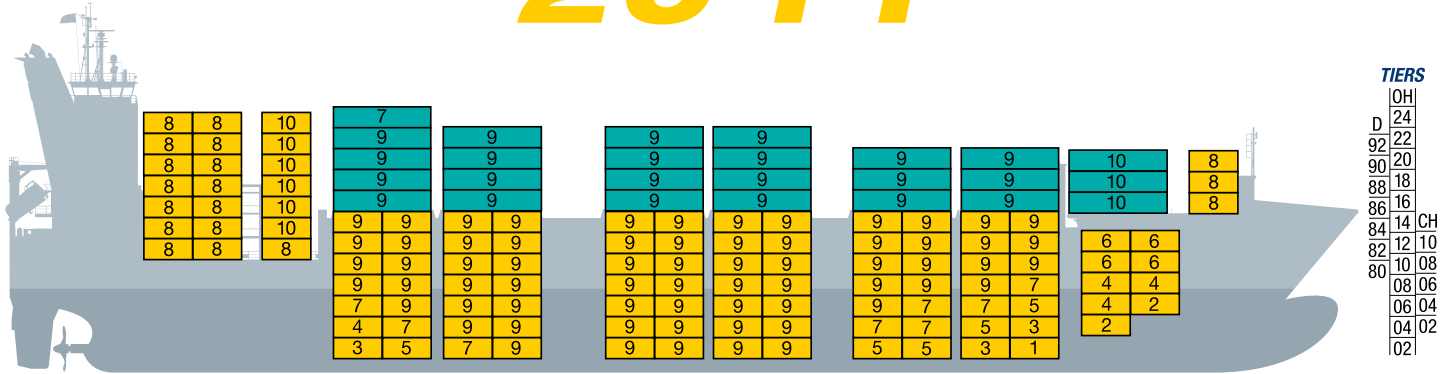
For reasons of clarity some container rest positions are not shown.

Reefer points are situated on deck as well as in the hold.

High cubes and wide bodies can be stowed in every position on deck as well as in the hold, but are not shown.

Suitable for transport of 20', 30', 40' and 45' containers.

## 20 FT



### 20 FT CONTAINERS

#### ON DECK

TIERS	Count
92	30
90	58
88	58
86	58
84	30
82	30
80	24

**TOTAL 288**

#### OPEN HOLD

TIERS	Count
24	14
22	72
20	108
18	108
16	108
14	108
12	108
10	108
08	106
06	98
04	87
02	72

**TOTAL 1097**

#### CLOSED HOLD

TIERS	Count
10	12
08	12
06	8
04	6
02	2

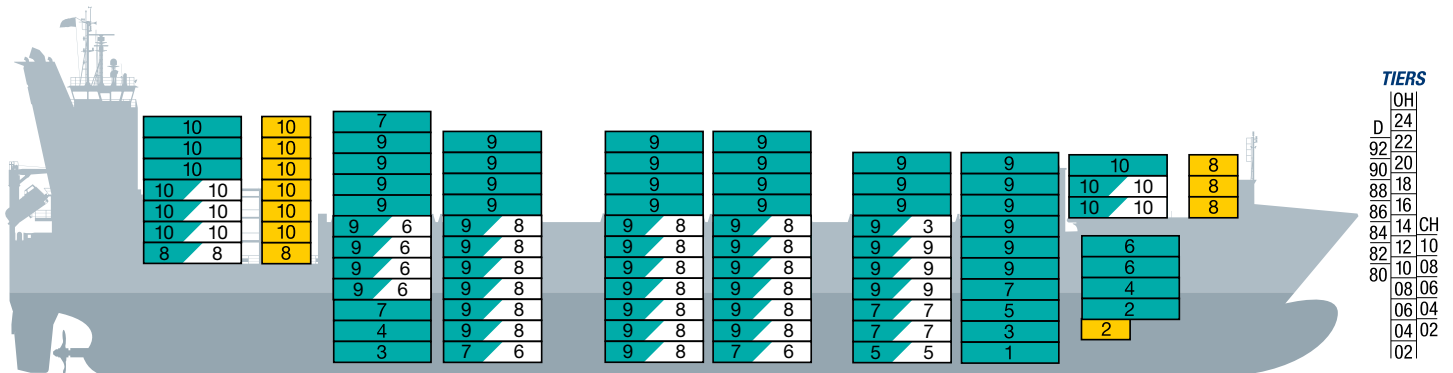
**TOTAL 40**

**TOTAL IN SHIP**

**1425**



# 40 FT INCL REEFERS



## 40 FT CONTAINERS

ON DECK		OPEN HOLD		CLOSED HOLD	
TIERS		TIERS		TIERS	
92	10	24	7	10	6
90	20	22	36	08	6
88	20	20	54	06	4
86	20	18	54	04	2
84	10	16	54	02	-
82	10	14	54		
80	8	12	54		
		10	54		
		08	52		
		06	46		
		04	41		
		02	32		
<b>TOTAL</b>	<b>98</b>	<b>TOTAL</b>	<b>538</b>	<b>TOTAL</b>	<b>18</b>

**TOTAL IN SHIP**

**654**

## 40 FT REEFERS

ON DECK		OPEN HOLD		CLOSED HOLD	
TIERS		TIERS		TIERS	
92	-	24	-	10	-
90	-	22	-	08	-
88	10	20	-	06	-
86	20	18	-	04	-
84	10	16	-	02	-
82	10	14	34		
80	8	12	40		
		10	40		
		08	40		
		06	32		
		04	32		
		02	25		
<b>TOTAL</b>	<b>58</b>	<b>TOTAL</b>	<b>243</b>	<b>TOTAL</b>	<b>-</b>

**TOTAL IN SHIP**

**301**

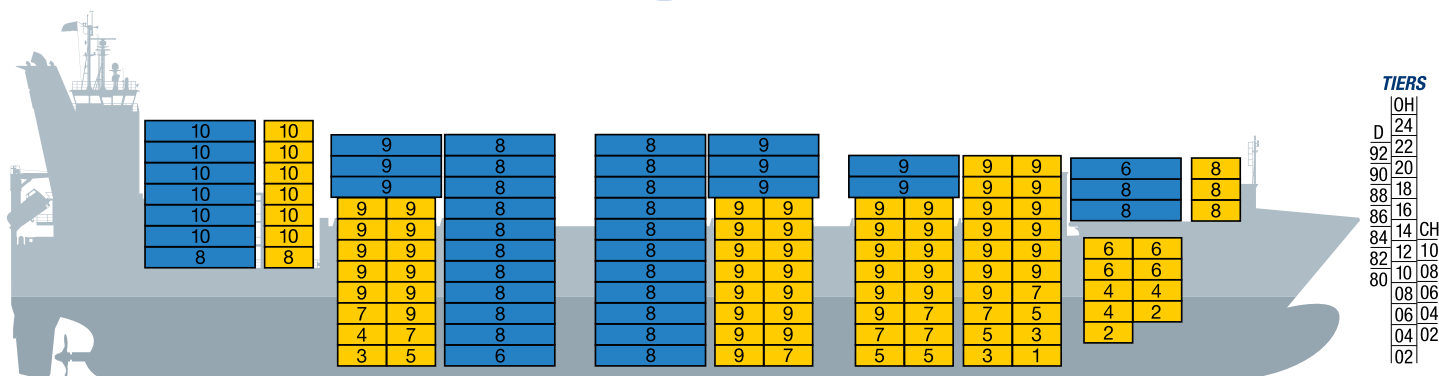
## REST POSITIONS 20 FT CONTAINERS

ON DECK		OPEN HOLD		CLOSED HOLD	
TIERS		TIERS		TIERS	
92	10	24	-	10	-
90	18	22	-	08	-
88	18	20	-	06	-
86	18	18	-	04	2
84	10	16	-	02	2
82	10	14	-		
80	8	12	-		
		10	-		
		08	2		
		06	6		
		04	5		
		02	8		
<b>TOTAL</b>	<b>92</b>	<b>TOTAL</b>	<b>21</b>	<b>TOTAL</b>	<b>4</b>

**TOTAL IN SHIP**

**117**

# 45 FT



## 45 FT CONTAINERS

ON DECK		OPEN HOLD		CLOSED HOLD	
TIERS		TIERS		TIERS	
92	10	24	-	10	-
90	18	22	17	08	-
88	18	20	43	06	-
86	18	18	43	04	-
84	10	16	16	02	-
82	10	14	16		
80	8	12	16		
		10	16		
		08	16		
		06	16		
		04	16		
		02	12		
<b>TOTAL</b>	<b>92</b>	<b>TOTAL</b>	<b>227</b>	<b>TOTAL</b>	<b>-</b>
<b>TOTAL IN SHIP</b>		<b>319</b>			

## REST POSITIONS 20 FT CONTAINERS

ON DECK		OPEN HOLD		CLOSED HOLD	
TIERS		TIERS		TIERS	
92	10	24	-	10	12
90	18	22	18	08	12
88	18	20	18	06	8
86	18	18	72	04	6
84	10	16	72	02	2
82	10	14	72		
80	8	12	72		
		10	72		
		08	70		
		06	62		
		04	51		
		02	38		
<b>TOTAL</b>	<b>92</b>	<b>TOTAL</b>	<b>545</b>	<b>TOTAL</b>	<b>40</b>
<b>TOTAL IN SHIP</b>		<b>677</b>			

## ABOUT THE SHIP OWNER



JR Shipping BV - located in Harlingen, The Netherlands - is an experienced and renowned ship owning company, leading in the market of container feeder vessels.

More information about the company is available on: [www.jrshipping.nl](http://www.jrshipping.nl)

In addition, the group also operates multi purpose vessels and service vessels for the offshore wind industry.

The ability to direct all important success factors such as project development. Ship finance, operational ship management and charter brokerage, is the backbone of JR Shipping's competitive strength.

The decisive and professional ship management organization - JR Ship Management BV - as well as the dedicated staff on board of the vessels, stimulate the excellent performance of the JR Shipping fleet.



**CONFEEDEER**  
SHIPPING & CHARTERING

Oever 7, 3161 GR Rhoon  
P.O. Box 891, 3160 AB Rhoon, The Netherlands  
T +31(0)10 - 440 3670, F +31(0)10 - 201 7543  
chartering@confeeder.com, www.confeeder.com

TAKING CARE OF FEEDER BUSINESS